

MARYJANES FARM[®]


Sister Issue

June 2013

With some added pluck,

we came up with this easy way to click (er, cluck) your way back to the farm in between magazine issues. As with any nesting hen, we prefer to accomplish our work with regularity. That's why, if you're an official member of **MaryJane's Farmgirl Sisterhood**, our Sister Issue (formerly **MaryJane's CLUCK**) will be showing up in your e-mail box on the first day of every month (well, except for January, because we head henchos take a much-needed break every December). With a cluck-cluck here and a click-click there, we're here for you just when you need a sisterly cyber hug the most. Let the braggin' (er, clucking) begin!

Life made us
FRIENDS,
MaryJanesFarm
made us
SISTERS



© 2013 MaryJanesFarm • Moscow, Idaho

Contents

{ just a click away! }



6 HELLO
from Sister #1



MARYJANE'S
PICKS:

YAY!

NAY!



DATE NIGHT
lol **16**
with Melyssa Williams



12
WELCOME
new and renewing sisters



14 EACH OTHER
with Megan



20
HOMESCHOOLING
with Cathi



22
FARM KITCHEN
with Ashley



24

GARDEN GATE: bloom where you're planted



30

MAKE IT EASY
with Shery



28

STITCHING & CRAFTING
with Rebekka



36

essential recipes for summer
MOUNTAIN ROSE HERBS



41

OUTPOST



44 **CLEANING UP:**
the work of our hands

continued ...

Contents continued ...



48
SISTERHOOD
SPECIAL



MERIT BADGE
awardees

62



61

SISTERHOOD
NECKLACE



53
FARMGIRL CHATTER



Sister Loves


{ staff picks ... only a click away! }

What girl doesn't love to shop, even if all you can afford is some window shopping? In this and future issues, we're treating ourselves and our readers to the things we love most. Come shop with us! Our favorites are only a click away.



p. 32

MaryJane



p. 17

Molly



p. 11

Megan



p. 8

Carol




p. 18

Saralou



p. 21

Ace



p. 26

Karina



p. 56

Kim


Hello from Sister #1



Glampin' Farmgirls on the Loose ... Kansas style!



There were lots of adorable kiddos! (Sweetest, most polite kids I've met in a long time.)



"Beautiful Wear" by magnoliapearl.com



A bloomin' pair of bloomers for wind checks.



To celebrate my 60th birthday, I treated myself to a surprise, well, actually, I WAS the surprise ... guest. No one but chapter leader, April Choate, knew I was going to show up at a farmgirl glamping gathering in Kansas. Who doesn't like a birthday surprise?!



Red Rover, Red Rover, send ...



Once this little cutie and my daughter got together, it was all smiles, all the way!



States represented were Minnesota (April + 2 daughters, Marcia + 4 daughters, Kristie + 3 daughters), Missouri (Heidi), South Dakota (Vanessa, Erica), Kansas (Lisa, Kathy, Donna, Vicky, Yvonne), Oklahoma (Diette), Texas (Chris), and Idaho (MaryJane, Megan, Alicia "Ace").

Ladies, my daughter and I would like to thank you for your generous spirits and hearts as big as washtubs. And thank you for making my 60th so special. We arrived home happy and content. Life is good. We love you!

MaryJane 



Sister Loves

{ our favorites ... just a click away! }

Carol's
PICKS
(JUST A CLICK AWAY)

GrandmaDede, U.S.

GRAPHIC DESIGNER,
UKULELE ENTHUSIAST
(SISTER #3)

Handbag, pocketbook, bag, purse, carry-all, tote, whatever you call it, what girl doesn't love a purse? Purses are a weakness of mine. But not the department-store variety. My favorites are handmade, one-of-a-kind beauties. Big, little, felted, stitched, appliquéd, knitted, crocheted, colorful (of course!) ... so many purses, so little time!

SilkMagic,
Missouri

PixelouFelt, Australia

Mystic2Awesome, Nevada

Filcant, Poland

BeautifulPlace, New York

KathyKinsell, Canada

You can visit Carol's picks by clicking on the photos.



LUSH UPTOWN

BY *erin michael*

**BACK
BY POPULAR
DEMAND**

ARRIVING JULY
2013

moda



modafabrics.com



MARYJANE'S™

home

MARYJANESFARM®



Morning Flower

MaryJane's Home is now available at:



Home sweet home!

BON-TON  Boston Store

 Carson Pirie Scott  Elder-Beerman

 Herberger's  Younkers  Bergner's

Exclusively sold in Canada at




Manufactured under a license agreement with Peking Handicraft, Inc. MaryJanesFarm® and MaryJane Butters® are registered trademarks of Farmgirl Trading Company L.L.C. All rights reserved.

Sister Loves

{ our favorites ... just a click away! }

Megan's
PICKS
(JUST A CLICK AWAY)



STAFF WRITER / EDITOR
(SISTER #2)



UncleJohnsCabin

VintageMarqueeLights



HeavyMetals

BlessHerHeartDesigns



15tangerines



Anthropologie

I have a love for all words, quotes, letters, etc. Having finally decided how I'd like to decorate my house, I've decided to do so in photos and words. This is not a big surprise, but I'm so enjoying perusing for fun and funky letters.

You can visit Megan's picks by clicking on the photos.





Big welcome to our new and renewing Sisterhood members!

Allison Nebel
 Amanda Mathis
 Amanda Klasen
 Amber Noah
 Amber Schaffner
 Amy Reichert
 Amy Reihl
 Andrea Rosser
 Anita Lemaster
 Ann Werner
 Anne Joyce
 Annette Kish
 Barbara Torres
 Bette Axiak
 Bev Flaven
 Bobbi Miller
 Bonnie Griffith
 Brenda Harris
 Brenda Tower
 Brigitt Rains
 Brisja Riggins
 Callie Christofferson
 Caoliffhionne Mears
 Carol Hagemeyer
 Carol Johnson
 Carole Walsh-Scott
 Carolyn Callender
 Carrie Williams
 Catherine Biderman
 Cheryl Necochea
 Christen Rosamilia
 Christin Hunt
 Christine Speir
 Cindy Shappert
 Cindy Arnold
 Clarice May
 Colleen O'Brien-Miller
 Colleen Montague
 Dana Manchan
 Darcia Tipton
 Darlene Ricotta
 Dawnn Megonnel
 Deanna Stirmel
 Deborah Hagen
 Deborah Welte
 Debra Swan
 Denise Santjer
 Denise Dugan
 Denise Thompson
 Diana J. Carroll
 Diane Waligorski
 Dianna Brorsen
 Donna Taylor
 Donna Cuddahy
 Donnette Diehl
 Edna Alice
 Elizabeth Culver
 Ellen Parbst
 Gail Duke
 Gail Shatkus
 Grace Hughes
 Heatherlynn Martin
 Heidi Heuerman
 Isabel Veeder
 Isleta Wehner
 Jacquelyn Mackinnon
 Jane Sprague
 Jane Hudson
 Janet Hymans
 Janis Shook
 Jennifer Porter
 Jenny Emsky
 Jessica Krell
 Jill Yates
 Jodi Arndt
 Judy Pemberton
 Judy Torola
 Judy Savastano
 Judy Womack
 Judy Rippel
 Julia Briggs
 Kara Gallamore
 Karen Roesler
 Katherine Hampton
 Kathy Brodman
 Kathi Harvey
 Kathleen Ribnisky
 Kathleen Kozak
 Kathy Olsen
 Kathy Abend
 Katrina Tylee
 Katrina March
 Kay Tilton
 Kelly O'Neal
 Kris Gavin
 Kristen Silvers
 Kristina Smith
 Lara Blue
 Laura White
 Lauren Smith
 Leslier Rogers
 Linda Reidelbach
 Linda Atkins
 Linda Plattner
 Linda Petersen
 Lisa Thomas
 Lisa Moberly Savage
 Loran Watkins
 Lorina Cajias
 Louise Mellon
 Marcelina Lundy
 Margaret Bacon
 Margie Abbadusky
 Marianne Skeens
 Marie Listopad

“A true friend
 reaches for your hand
 and touches your heart.”

– Author Unknown

Marisela Rodriguez
 Mary Fitzpatrick
 Melanie Herriott
 Melody Reed
 Melody hawrycio
 Michelle Mouser
 Mindy Hensel
 Miriam Costa
 Nancy Beers
 Nancy Burt
 Nancy Birschbach
 Nancy Manley
 Nikki Hurlbut
 Norma Hart
 Pam Schrum
 Pamela Czurak
 Patti Hespell
 Paula Wikan
 Peggy Ann Smith
 Pilar Stevens
 Rachel Cortese
 Rachel Hayden
 Rebecca Thornton
 Rebecca Miller
 Rebekah Craft
 Robin Villers-Furze
 Robin Watts
 Ronda Clements
 Ruth Yarbrough
 Sadie Hester
 Samantha Douglass
 Sandi Gilbertson
 Sandra Morris
 Sarah Welte
 Saralou Houlihan
 Shari Doty
 Sharon Suntken

Shelley Krehbiel-Klein
 Shelley Bolin
 Sherrill Roy
 Sherry Kennedy
 Sherry Dixon
 Sherry Buck
 Stacey Browning
 Stacy Harris
 Stacy Keely
 Stella Jack
 Stephanie Orr
 Stephanie Belker
 Sue Stout
 Sue Sensenbaugh-Padgett
 Sue Dalos
 Summer Fenton
 Susan Kellen
 Susan Schneidmiller
 Susan Kaar
 Suzann Nichols
 Tamatha Kaplan
 Tammy Trayer
 Tanya Spoon
 Teri MacIntosh
 Terri Metzler
 Terri Maynard
 Theresa Wismer
 Tina Gordon
 Tracey Howe Koch
 Vicky Arndt
 Victoria Ligon
 Whitney Chaney
 Winifred Nielsen



Each Other



In the Shelter of Each Other



{EACH OTHER} with Megan Rae | to earn a Sisterhood badge in our {EACH OTHER} category, [CLICK HERE](#)



Megan Rae (Sister #2) grew up “on the farm”—MaryJanesFarm. She attended Gonzaga University and received a bachelor’s degree in Journalism. After marrying her college sweetheart, they moved to Kansas and bought their first home on a cobblestone street. Her love for writing, editing, and well, her Mom, finally brought her back to the farm. Raising her 6-year-old and 3-year-old farmgirls and working alongside her husband, mother, and family is the perfect lifestyle mix for Megan. She rounds it out with travel across the country to visit her five dearest college girlfriends who she loves with all her heart (they’ve all been in each other’s weddings), and one of her favorite farmgirls that she met when she lived in Kansas (scheduled around working the cows, of course).

Sisters

Sisters

sis•ter
noun.

1. A female having the same parents as another or one parent in common with another.
2. A girl or woman who shares a common ancestry, allegiance, character, or purpose with another or others, specifically:
 - a. A kinswoman.
 - b. A woman fellow member, as of a sorority.
 - c. A fellow woman.
 - d. A close woman friend or companion.
 - e. A fellow African-American woman or girl.
 - f. A woman who advocates, fosters, or takes part in the feminist movement.



Clearly, we aren’t the first definition, but we certainly meet quite a few of the requirements for the second!

Sister #2050, Mary Shivley, from Emporia, Kansas, is my “sister.” We met in 2004 during a basketball game. My new husband had been hired to serve as the men’s head assistant basketball coach at Emporia State University, where Mary’s husband worked as the assistant athletic director. I was new to Kansas and still unsettled, having just moved halfway across the country. Mary had gone to college at ESU and now worked there full time also as a professor. The moment she and I met, we instantly felt a shared character and purpose—the kind of connection that’s meant to be.

Mary grew up on a farm, too, and while our experiences “growing up on the farm” were vastly different, we share the same basics. We’ve since both visited each other’s family farms many times and reveled in the contrasts. Learning to work cattle on her family’s Kansas farm has been the highlight of my farm “career.”

Lucas and I only stayed in Kansas one year, but Mary and her husband (and our families, as they grew) became part of our lives permanently. To me, this Sisterhood we are all proudly a part of is defined by my friendship with Mary. Anyone can be your sister and



she can live anywhere in the world, but we can always start again right where we left off. Our recent journey to Kansas for the No Place Like Home Farmgirls on the Loose gathering with sisters was wonderful for me, even though Mary and I stayed up way too late lying in bed in the dark catching up on the past two years. Just like sisters.



Meg



Each Other



Don't Let Your Babies Grow Up to Be Mamas

{EACH OTHER} with Melyssa Williams | to earn a Sisterhood badge in our {EACH OTHER} category, [CLICK HERE](#)



Melyssa Williams (Sister #161) was a homeschooler back in the day. She spent a perfectly ridiculous amount of time reading and writing, usually in a tree, sometimes with pet chickens. Now she stays out of trees, but still reads and writes. There are three small fry in her house that refer to her as Mom, and keeping in tradition, she puts them in trees with good books. She is the author of the *Shadows* trilogy for Young Adults, and can be reached at www.shadowsgray.com.

Date Night 101

Date nights B.C. (that's Before Children):

- Soft music
- Wine
- Expensive restaurant
- Gifts
- Flowers
- A movie or activity, such as bowling, mini golf, or ballroom dance lessons

There's conversation; long, comfortable moments of silence; and the knowledge that your new hairdo is really making your eye shadow pop. It can start late, because that's more sophisticated, and it can end late, because you're young. And you'll be eager to get up in the morning to share with your co-workers all the details of the teriyaki salmon and how he gave you his coat on the walk home. The romance nearly makes you swoon!



Date nights after the mini-me's start arriving:

- Soundtrack provided by Veggie Tales, Dora, or Tinky Winky and Po. Sure, you can change the music, but you won't remember and you won't have purchased anything new since 2006 anyway.
- Strawberry-flavored milk
- Restaurant with a drive through
- Unless it's an anniversary that's either the 5th, 10th, 15th, or 20th, there won't be gifts. Gifts go to the kids.
- Flowers are for apologies. If my husband brings me flowers, I narrow my eyes and demand if he just wrecked the car or something.
- Date nights after kids require that there be no movement involved. Sitting like a slug on a couch is acceptable, as is sharing a bag of chips. Both together make a wicked date night that any parents of rugrats would envy!

There won't be conversation, but that's okay, because you got to know each other long ago. There is always body language though—yawns, stretches, and cat naps relay a lot. Your new hairdo consists of your daughter's headband, and it still makes your eye shadow pop! The one eye that you made up, that is. He might give you his coat still, but most likely you will both fall asleep with your hands intertwined, deep inside that bag of chips.



Sister Loves


our favorites ... just a click away!

Molly's
PICKS
(JUST A CLICK AWAY)

Behance



RiverKin




Design Seeds



Bryan Nash Gill

You can visit Molly's picks
by clicking on the photos.



GRAPHIC DESIGNER
(SISTER #1867)

When spring turns to summer, I find myself exploring the rich landscapes of northern Idaho. Before I leave home, I make sure I'm not without my trusty sketchbook and drawing supplies. With these tools, I capture and note things I discover along my hike (way more personal than your typical photo). Click on the Linda Tieu photo to follow the link and make your very own sketchbook to fill with field notes and sketches on your upcoming adventures. Once you've begun filling the pages, share your sketches with other sketchers [here](#) or use them as inspiration to create some woody projects.



Linda Tieu



Dolangeiman

Sister Loves

{ our favorites ... just a click away! }



Nivea



Burt's Bees



GRAPHIC DESIGNER (SISTER #6)



Aveda



Waywarddaughter

As the weather keeps getting nicer and nicer, I have to remind myself to protect not just my skin, but my lips and hair from the sun. Kind bars are nutritious and light on a hot day and easily stowed away in your purse. I love short-sleeved, Peter-Pan-collared dresses for a hot summer day!

You can visit Sarasou's picks by clicking on the photos.



Kind Snacks

100%
.....
BOTANICAL

100%
.....
GOODNESS

mountain rose herbs®
.com

CALENDULA

(*Calendula officinalis*)

NATURAL

ORGANIC



Sunny and familiar, the Calendula blossom is dear to gardeners and herbalists around the world. From the ancient Mayans to medieval European monks, this cheerful herb has provided nutritious food, powerful medicine, and golden fabric dye for ages. A member of the Asteraceae family, the Calendula we grow today is a cultigen of its wild Mediterranean ancestor and has been fashioned through centuries of human preference. Also known as Pot Marigolds, these yellow-orange flowers are greatly valued for their extraordinary anti-inflammatory wound healing and skin rejuvenating abilities.

Traditional Preparations

Calendula can be used as a compress, poultice, extract, or tea. Infusing the dried flowers in oil produces a versatile healing ingredient for creams, lip balms, and other skin formulas.

Herbal Curiosities

Garlands and crowns made with these beautiful and spirited flowers can be found gracing the sacred statues of Hindu gods and goddesses in temples throughout India.

WWW.MOUNTAINROSEHERBS.COM 800.879.3337

Each Other



Homeschooling with Cathi



{EACH OTHER} with Cathi Belcher | to earn a Sisterhood badge in our {EACH OTHER} category, [CLICK HERE](#)



Cathi Belcher (Sister #1295), who pens our **Mountain Farmgirl Blog**, lives in the White Mountains of New Hampshire. As a "lifelong learner," she fiercely values self-reliance, independence, freedom, and fresh mountain air. She's also a multi-media artist, with an obsession for off-grid living and alternative housing. Cathi is married to her childhood sweetheart, and owns and operates a 32-room mountain lodge.

"Mountains speak to my soul, and farming is an important part of my heritage," says Cathi. "I want to pass on my love of these things to others through my writing."

Can I Really Do This?

Okay ... so you're interested in this thing called homeschooling. You now know it's legal in all 50 states, and that your kids won't turn into social degenerates if you try it. But suddenly, there's an insistent little voice in the back of your head, getting louder all the time, saying, "But CAN I do this?" ... "I don't think I can DO this!" You've heard of the different stages of grief? Well this is the next stage in deciding to homeschool your children, and if it makes you feel any better, NONE of us—whether we were homeschooled ourselves, have a teaching degree from an Ivy League school, or have a Ph.D in rocket science—are immune. But congratulations ... just by asking, you are already almost the homeschool parent you were destined to be!

In a word, the answer to this universal question is a resounding YES ... you CAN! All of your doubts are legitimate questions, and the fact that you're asking just means that you are doing your homework. Good for you! But let's look at a few of your concerns, one by one.



I don't know how to teach.

Sure you do! You've been doing it since the day your child was born. You are your child's first teacher, and no one knows or cares for her as well or as much as you do.

My kids will be lonely at home.

Homeschool isn't house arrest! Join a homeschool support group ... or start one!

I can't provide the sports they need.

Many school districts will allow homeschoolers to participate in school sports. Alternatively, groups like the YMCA, local recreation departments, or even homeschool groups have team sports you can join.

I wasn't good at chemistry ... how will I ever teach it, or higher math courses?

This is my favorite, so I saved it for last! If there is any subject you don't feel comfortable with or equipped to teach yourself, find a retired teacher who has time on her hands and can help. Companies like the Teaching Company have DVD courses that cover every subject you can imagine. It's good for your kids to know that you are NOT an expert on everything, and that you believe in life-long learning. I absolutely LOVED it when I could tell my kids, "That's a great question, and I don't know the answer ... but let's find the answer together!"



Sister Loves

{ our favorites ... just a click away! }



MULTIMEDIA PRODUCER
(SISTER #42)

Everyone knows I LOVE cats. Kitties, kittens, the little fluff balls that go "mew mew" are just so darn cute. My calico cat, Rascal, was a rescue from the local animal shelter and works with me and everyone at the Design Studio daily at the farm. Don't let your kitty be a sad cat (Watch "Sad Cat Diary" to see what I mean.) Here are a few things that Rascal and I enjoy!



Apple



Modern Cat



Petco



Cafe Press



Amazon



Cat Crib

You can visit Ace's picks by clicking on the photos.



Amazon



Amazon



Farm Kitchen

Where the Cookin' Begins!



{ FARM KITCHEN } with Ashely Ogle | to earn a Sisterhood badge in our { FARM KITCHEN } category, [CLICK HERE](#)



Ashley Ogle (Sister #2222) was born and raised in northern Idaho, and has always had an intense interest in anything kitchen. Shortly after marrying MaryJane's son, Brian, at the historic one-room schoolhouse his grandfather attended, Brian and Ashley moved back to the farm and began renovating the 1890 farmhouse that both Brian and his grandmother grew up in. And in keeping with tradition, they've begun to raise a family in the same house—their daughter is now 3 and another baby is on the way.

Ashley works at MaryJanesFarm as a recipe developer/food stylist, and now spends each day inventing and preparing the delicious food you see in our magazines, books, and websites.

Chocolate Meringue Pie

One of my husband's favorite desserts is chocolate cream pie, but most of the time, I am not the biggest fan. To me, it just feels like chocolate pudding jazzed up with pie crust and whipped cream. But this version is a departure from the traditionally mild-flavored pie. It has a deep chocolate flavor, and rather than the usual whipped cream topping, I opted for an Italian style cooked meringue, giving it a flavor reminiscent of s'mores. In fact, I bet this pie would be lovely with a graham crust in lieu of the traditional pie crust.





Ashley's Chocolate Meringue Pie

Prep Time: 45 minutes, plus 4 hours cooling
Cook Time: 45–55 minutes
Makes: one pie



What are pie weights?

Pre-baked pie shells can bubble up, shrink, and crack during baking. Weighting the shell will help prevent this. You can buy ceramic or stainless-steel balls, like Mrs. Anderson's Baking Ceramic Pie Weights (\$6, Google.com), online or at your local kitchen-supply store, or simply fill the crust about two-thirds of the way with dried beans or lentils.

Crust

1¼ cups flour
½ t sugar
¼ t salt
½ cup cold butter
2½ T cold water

Filling

2 T butter
1½ cups chocolate chips
¾ cup sugar
2 cups milk
2 egg yolks
1½ t MaryJane's ChillOver Powder

Meringue

2 egg whites
¼ t cream of tartar
⅓ cup sugar
2 T water
½ t vanilla

1. Make crust: combine flour, sugar, and salt in a medium bowl or food processor. Cut in butter until mixture resembles coarse crumbs. Sprinkle in water and blend just until dough forms. Shape into a disc, wrap in plastic wrap, and refrigerate for 30 minutes.
2. Preheat oven to 400°F.
3. On a lightly floured surface, roll the dough out to roughly 1/8" thickness. Transfer the crust to an 8" cast-iron skillet or a 9" pie plate. Shape the edges to your preference.
4. Line the piecrust with foil, weigh it down with pie weights (see tip), and bake for 13–16 minutes, or until edges are light golden brown. Remove pie weights and foil.
5. Make filling: combine butter, chocolate chips, and sugar in a medium saucepan over low heat. Once chocolate is melted, add milk, stirring constantly.
6. Increase heat to medium, and bring mixture to a simmer. Remove a little mixture, pour it into the egg yolks, stir, and pour back into the saucepan. Bring to a simmer, and sprinkle in ChillOver Powder, stirring constantly. Simmer for 3 minutes and remove from heat.
7. Pour filling into baked pie crust, and cool for at least 30 minutes before preparing the meringue.
8. Preheat oven to 325°.
9. Make meringue: whip egg whites until frothy, add cream of tartar, and continue to whip until soft peaks form.
10. In a small saucepan, combine sugar and water and bring to a simmer over medium heat, stirring just until sugar is dissolved. Continue to simmer until the mixture reaches the soft ball stage (235–240°F). Remove from heat and stir in vanilla.
11. Slowly pour the hot sugar mixture into the egg whites while whipping. Continue to whip until the egg whites have a slight gloss.
12. Spoon meringue onto pie and bake for 15–18 minutes, or until peaks begin to turn light golden brown. Remove from oven; cool for 3 hours, or until pie filling has set.

Garden Gate

Bloom Where You're Planted



{ GARDEN GATE } with MaryJanesFarm | to earn a Sisterhood badge in our { GARDEN GATE } category, [CLICK HERE](#)

Grow Where You're Planted

How many times have you found yourself saying, “I’d love to plant a garden if only I had more space”? Or, maybe you’re waiting for the right place, a dream farm, a home of your own. If so, let me toss a little challenge your way. Ready? Go into your kitchen and rummage around—see if you can find a plastic food container, an egg carton, or an almost-empty pint of milk. Have one on hand? Well, then, you have a garden waiting to bloom! I know of a woman who sowed a single ornamental pepper seed in a soil-packed toilet paper roll years ago. She just wanted to “see if it would grow.” Always on the move from place to place, she didn’t foresee a future for the seed, but the urge to bloom could not be denied. Countless pecks of colorful hot peppers later, she still pampers that plant (now in a larger container), which has traveled cross country more than once on the floorboard of a U-Haul truck. It just goes to show: a garden can grow anywhere you go. If you have a yard, turn up a circle of sod and indulge in the prolific Zen of one lone zucchini plant. Convert an old file box into a fragrant windowsill rose garden. Sprinkle herbs at your doorstep. Planting a seed is an act of optimism, as the old saying goes. An act of HOPE. Not only does it give us hope for good things to come, it roots us deeply in the now and inspires us to nurture where we are at present. No matter what changes may come, give in to gardening and the glorious grounding of that BLOOM.




MaryJane 



Sister Loves

{ our favorites ... just a click away! }

Karina's
PICKS
(JUST A CLICK AWAY)



GRAPHIC DESIGNER
(SISTER #4)

My fiancé and I just recently bought our first home, so naturally I've been beaming with fun, creative ideas to decorate with. We have most of the big furniture items out of the way, so I've been searching for creative decorations that will pull everything together. Here are a few ideas I found.


You can visit Karina's picks by clicking on the photos.





MaryJane's
Raising Jane[®]
Journal
www.raisingjane.org

daily entries fresh from the farm



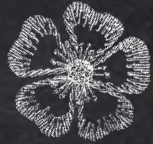
Brought to you by:
MARYJANES FARM[®]



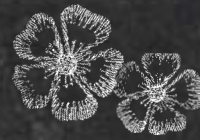
To find out more,
scan here with
your smartphone.



Stitching & Crafting Room



Stitches of Fun & Laughter!



{ STITCHING & CRAFTING } with Rebekka Boysen-Taylor | to earn a Sisterhood badge in this category, [CLICK HERE](#)



Rebekka Boysen-Taylor, (Sister #40) was born in Spokane, Washington, right around the time Mount St. Helens blew her top. She studied Geography at Portland State University and taught grade school in the Bronx and inner-city Los Angeles. She lives with her family on the Palouse. As a stay-at-home mama to two organically growing little ones, Rebekka rounds out her organic lifestyle by volunteering at the Moscow Food Co-op, working as an instructor for MaryJane's Pay Dirt Farm School, embracing a DIY ethic, winning blue ribbons at the county fair, and living simply.

Scrap Fabric Flip-Flops

With summer here again, it's time to dig your sandals out of the closet. My mama and daughter recently remade last year's flip-flops farmgirl style using cotton fabric strips as embellishments. My daughter's sandals took just a few minutes to fancy up. She added a 1"-wide torn strip of fabric to each sandal strap above the toe and tied it in a big colorful bow. Her grandmother's project was a bit more involved. She started by removing the top straps of her sandals. She created new straps using two 12" x 1" fabric strips for each flip-flop.





To make a pair like Mama's:

1. Remove the straps from your sandals by cutting them with strong scissors. You are left with a base that has three holes.



2.

Beginning with the hole between the toes, thread the two strips through the hole. If this is tricky, it helps to poke them through using a knitting needle. On the underside of your sandal, tie a solid double knot big enough to keep the fabric from pulling through to the top and trim the ends. You can add a dab of hot glue to secure the knot.

3.

Now flip your sandal over and make a knot about 1" above the base. Thread one strip of fabric through each of the remaining holes. Fit the fabric to your foot snugly and tie sturdy triple knots to secure the fabric straps. Trim any loose ends and add hot glue to secure.



Make it Easy

Happy Hearts Make Light Work



{MAKE IT EASY} with Shery Jespersen | to earn a Sisterhood badge in our {MAKE IT EASY} category, [CLICK HERE](#)



Shery Jespersen (Sister #753) is a Wyoming cattle rancher who's been horse-crazy all of her life. Shery is a leather and lace cowgirl. Her other interests include "junktiques," creating eclectic "make do" arts and crafts, collecting antique china, and cultivating mirth.

Cowgirl Pearls

No longer is turquoise seen as a stone for primarily Western-style jewelry. Likewise, pearls have ascended above and beyond being pigeon-holed as a conservative classic. In the last 10 years, due to freshwater-pearl farming in mostly Asian countries, pearls have found their way far outside the box of tradition.

Today, freshwater pearls come in rainbow colors and a myriad of shapes and they vary in size from tiny "seed" pearls to 20mm monsters. They're also widely available and inexpensive to buy in craft stores. Although pearls are no longer exotic rarities, they're just as gorgeous as ever. Like many crafty farmgirls, I enjoy beading, and pearls are one of my favorite stones to work with (although a pearl isn't really a stone). I'm also a bracelet junkie. So, I made this bracelet that has a decidedly Western twist—"cowgirl pearls." If you don't cotton to things Western, use a vintage shank button instead of a concho button. My favorite pearls are natural-colored "Baroque" pearls—like those in this bracelet. Each one is an individual free spirit in shape.

I'm going to assume that you're a beader and know basic beading how-to. With that in mind, let's just get right to it. The average size for a bracelet is 8". You can play with the beads when you get toward the end so that you get just the right length for your wrist. Twisted strand beading wire is the only way to go ... breakage is a given, otherwise. I use Soft Flex 49-strand twisted flex, steel-coated plastic wire—.19 is a nice medium size. You can even fit seed beads on .19, but it is sturdy enough for bracelets. You can use heavier beading wire for BIG, weighty beads. The larger the number, the heavier the wire (.24 is for heavy beads with larger holes).

Lay your beads out on a beading tray—both pearls and spacer beads. I like to start at the button end first. Put the beading wire through the shank loop of the concho and then add the crimp bead, poke the other end through it, and pull it tight. Crimp it, then place the crimp cover over it. Now string your pearls and spacer beads on the beading wire. When you get close to the end, the place where the shank is attached to the wire should meet the last pearl. The closure loop size (made of seed pearls) will depend on the size of your button/concho. String another crimp bead on the wire right after the last bead. Now, string your seed pearls to make a loop. The loop should slip rather easily over the concho—don't make a tight loop. Now, poke the end of the bead wire back through the crimp bead and crimp it closed. Follow with a crimp cover. I added a charm to my bracelet and used a jump ring to attach it next to the fork in the seed pearl loop.





Sister Loves

{ our favorites ... just a click away! }



CEO (QUEEN BEE)
(SISTER #1)

Slouchy High Water Trouser from Joe's Jeans



I'm finally fashionable!

I bet this woman in high heels is wearing her dad's old flannel work shirt and a pair of soft cowhide gloves to complement her "high-water" pants (apparently a new term and trend in the clothing world). And please tell me she's wearing those heels in the garden. They'll be perfect for aerating her lawn this summer season.

The April/May (Mother Lode) issue of *MaryJanesFarm* had a photo of my daughter, Meg, on the front cover wearing a pair of old-fashioned "pedal pushers," now called high-water pants. Last week, a young female clerk at my local grocery store said to me, "Was that you on the front cover of the last issue ... dot.dot.dot ... when you were younger?" I smiled and said, "No, that was a photo I took of my daughter." Clerk, "Well, those pants she had on are making a comeback!" (Meg was wearing a pair of MY pants.) High-water pants (formerly known as PANTS in my generation) are short enough to show your ankles and high enough to hit your waist. What a concept! A waist. The term "high-water pants" probably originated when an enterprising farmgirl was wading through a creek and hitched up her pants to avoid getting the bottoms wet.





(I've noticed that when I hand an apron over to anyone younger than 25ish, they tie it on around their hips because they've been brought up in the hip-hugger-butt-crack-showing-muffin-top generation. Have you noticed how the zippers in the front of a pair of jeans have shrunk to a length of about two inches?!)

And, and, AND, not only is my collection of suspenders finally groovy, but WAISTS are making a comeback (my kids have long made fun of me because of the way I keep my jeans hitched up "high"). High-water suspended pants, here I come—my head finally held high!

Truth be known, I featured these groovy high-water pants (I'm not really buying a pair) as one of my picks for my kids' benefit. My grandgirls paraded around the living room last year with their sweatpants hiked up past their belly buttons, saying, "We're NannyJane."



Rolled Shorts with Suspenders from Joe's Jeans



continued ...



continued ...

Another one of my picks for the month of June is organic alfalfa pellets and organic grain pellets from **Modesto Milling**. Seriously, I've wondered what I'd do without Modesto Milling. I have no idea. What would I feed my dairy cows? I have hay grown here and my cows pasture in the summer, but when I milk them, I like pampering them with a treat that's organic. In other words, SAFE for them. Goodness knows, I want only the best for my growing milk herd. That "got milk" mustache on my grandgirls? I want their must-taches to be must-have organic! Thank you, Modesto Milling, for saying NO to Monsanto's GMOs and YES to healthy and right and good.



We're big FANS of organic non-GMO animal feed.

For chicken feed, I buy non-GMO "soy-free layer feed" from **Scratch and Peck Feeds** in Bellingham, Washington. (Unfortunately they don't ship mail order, so we drive to Washington to pick it up.) But their website lists stores nearest you.



My girls tend to waste feed no matter what I try, but Scratch and Peck Feeds are the best I've come across so far for chicken feed that doesn't have a lot of powder, most of which goes on the floor. And pellets for chickens? Forget it. My chickens waste at least half of them. I have their feeder up off the ground so high they almost have to get on their tippy toes, but still they like to "scratch and peck" a fair amount out onto the ground, no matter the size of the cracked grains. Does anyone have a solution? I haven't found one yet, but I'm working on it. (I do take the powdery remains from their feeders and mix them with milk and my chickens seem to eat that.)



From the Scratch and Peck Feeds website:
As of July 9, 2012, all of our products have achieved the status of being Non-GMO Verified! We are the FIRST feed company in North America to achieve this standard!

Scratch and Peck Feeds uses local non-organic grains. In order for me as a consumer to know they're non-GMO, I look for non-GMO certification. If they were certified organic, I would automatically know they're non-GMO.

MaryJane ♥





Irene Wolansky (Sister #1144) is the Marketing Director at Mountain Rose Herbs. Born and raised on the Oregon coast, Irene spent her childhood learning about beekeeping, growing and preserving fruits and vegetables, building forts in the forest, and going on adventures with her dog. She has many interests, which include making her own body care products, mushroom harvesting, gardening, arts and crafts projects, nature photography, mead and beer making, camping, herbal medicine, baking, traveling, hiking, and spending time with her boyfriend and friends. **Click here** to visit Mountain Rose Herbs on the Web.

Essential Recipes for Summer

These are some of my very favorite tried-and-true recipes for the summertime. Essentials for the home medicine chest, these simple remedies come in so handy during the warm summer months.

Sore Muscle Oil

This botanical-infused goodness soothes aching muscles, sprains, and inflamed areas.

- 4 oz organic sweet almond, apricot kernel, sunflower, or jojoba oil
- 10 drops organic lavender essential oil
- 10 drops organic peppermint essential oil
- 10 drops organic rosemary essential oil
- 5 drops organic ginger root essential oil
- 5 drops organic eucalyptus essential oil
- 5 drops organic juniper berry essential oil

Pour all ingredients into a 4-oz glass bottle and roll between palms to distribute the oils evenly. Massage into sore and tender muscles. (Not intended to be used on broken skin or wounds, as the essential oils may irritate these conditions.)



Herbal Cooling Mist

Apply this mist on sunburns or whenever in need of a little cooling off. Aloe vera and lavender offer immediate relief to sunburns and other skin discomforts, shorten healing times, and are soothing; peppermint is cooling and refreshing; and green tea helps reduce inflammation, redness, and the adverse effects of UV radiation exposure.

- | | |
|-----------------------------------|--|
| 4 oz distilled water | 2 oz organic aloe vera gel |
| 2 T dried organic peppermint leaf | 5–10 drops organic lavender essential oil |
| 1 t organic green tea leaves | 1–2 drops organic peppermint essential oil |

Pour boiling water over the peppermint and green tea leaves and infuse until cool. Strain out the leaves and mix the strained infusion with aloe vera gel. Pour into a 4-oz spray bottle, then add the essential oils. Shake to combine all ingredients. Use within 1–2 days or store in the refrigerator up to 1 week. Shake before each use as ingredients will naturally separate.



All Purpose Healing Salve

This is a very gentle, soothing salve. Perfect for minor wounds, cuts, rashes, bug bites, chapped lips, or other skin conditions and irritations.



- 2 parts organic calendula flowers
- 2 parts organic lavender flowers
- 2 parts organic comfrey leaf
- 2 parts organic plantain
- 1 part organic chickweed
- 1 part organic yarrow flowers
- organic extra virgin olive oil
- beeswax (1 oz per 8-oz infused oil)
- vitamin E oil (optional)
- essential oils of organic lavender or tea tree (optional)
- tins or jars

Place dried botanicals into a dry glass jar and cover with olive oil, leaving at least 1–2" of oil above the herbs to allow the herbs to swell. Place jar in a sunny window and shake once or twice per day. Allow the oil to infuse for at least 4–6 weeks, or until the oil takes on the color and scent of the herbs. Once the oil is ready, strain using cheesecloth. Place the infused oil and beeswax in a double boiler and gently warm over low heat until the beeswax melts. Remove from heat and add vitamin E oil (if using). Tea tree or lavender essential oil may also be added during this time. Quickly pour into prepared tins or glass jars and allow to cool completely. Store in a cool location, where they will last for 1–3 years.



Lavender, Calendula & Shea Butter Lip Balm

This nourishing lip balm is made from healing ingredients which soothe dry and chapped lips.

- 1 T plus 1 t beeswax
- 1 T shea butter
- 3 T calendula-infused herbal oil
- 10–20 drops organic lavender essential oil
- few drops of vitamin E oil



Coarsely chop the beeswax or use beeswax pastilles. Place beeswax, butter, and herbal oil in a small pot or glass Pyrex measuring cup and gently heat in the top of a double boiler until the beeswax and butters have melted. Once melted, remove from the stovetop and stir in the essential oil and vitamin E oil. Immediately pour the mixture into lip-balm tubes or small containers.

continued ...



continued ...

Herbal Liniment

Simple to make, liniments have been made for hundreds of years to offer instant relief for pain, inflamed muscles, bruises, and sprains. Depending on which botanicals are included, liniments may benefit a variety of conditions, including sore and inflamed muscles, joints, circulation problems, arthritis, rheumatism, sprains, strains, and bruises.

fresh or dried herbs (combine any of the following: arnica, calendula flowers, cayenne, chamomile flowers, comfrey, eucalyptus, ginger, lavender flowers, oregano, peppermint, rosemary, St. John's wort, thyme, or yarrow) rubbing alcohol, vodka, witch hazel extract, or vinegar optional additions: menthol crystals and/or essential oil(s) of choice.

Chop herbs finely and place in a clean glass jar. Cover thoroughly with rubbing alcohol or other menstruum of choice, and cap with a tight-fitting lid. Place the jar in a warm area and shake daily or as often as possible. After 4–6 weeks, strain the herbs out using cheesecloth. If desired, add menthol crystals (they will dissolve overnight) and/or essential oil(s). Pour the liniment into dark glass bottles. Make sure to label the liniment for "External Use Only."





“ In the
SUMMER,
the song
SINGS itself. ”

– William Carlos Williams

Go beyond traditional embroidery



Simplify Your Embroidery & Quilting
Print, Stick, Stitch & Dissolve
\$13.95, Pack of 10 sheets, 8.5" x 11"



103522

AVAILABLE AT QUILT, FABRIC AND BOOK STORES

Many of your favorite titles are also available as eBooks at www.ctpub.com



C&T PUBLISHING www.ctpubBlog.com

Innovate. Educate. Create.

Patch Abilities, Inc.

FREE pattern with catalog order!

Receive a FREE pattern + list of retailers near you with catalog order (\$8).

www.patchabilities.com (563-778-2101)

Call us with your credit card info OR

Mail check/money order to:

Patch Abilities Inc.

29783 Quail Rd

West Union, IA 52175

Welcome the Winter
size: 6x12 (each section)
with 6x12 TM-stand



6" x 22" finished



www.ackfeldwire.com
(888-272-3135)



12" x 14" finished

Why are these mini quilt patterns so refreshing?

- small projects you can easily finish in 1 day!
- use fusible applique method - so easy peasy, you don't have to be an experienced quilter.
- applique stitching IS the quilting - no additional quilting necessary
- so affordable - patterns retail at \$7-9 each + over 130 designs to choose from.
- **HEY!** You just found great holiday gift ideas!



IN 1997, I took over stewardship of The Barron Flour Mill, a four-story, 116-year-old building on the National Register of Historic Places. Joseph Barron, the third-generation miller who spent his life there milling grains, eventually pioneered the first certified organic flour in the Northwest. I created this easy-to-use organic baking mix in honor of Joseph and all the frugal farm women who served their families wholesome food ... on a budget.

AVAILABLE IN
UNBLEACHED WHITE • WHOLE WHEAT • GLUTEN FREE

BUDGET MIX™ ALSO COMES GLUTEN FREE.

YOU'LL FIND RECIPES FOR
 BISCOTTI, BISCUITS, BREADS,
 BREAKFAST DISHES, BROWNIES,
 CAKES, CREPES, COOKIES,
 MUFFINS, PIE CRUST, QUICHE,
 AND MORE, INCLUDING
 MY SIGNATURE FARMGIRL
 BAKEOVER™ AND FOLDOVER™.



MARYJANESFARM
 888-750-6004 • WWW.MARYJANESFARM.ORG



My Budget Mix™ IS VERSATILE!

YOU'LL FIND 15 RECIPES
 INSIDE EACH BOX AND MORE
 SPRINKLED THROUGHOUT MY
 BOOKS AND MAGAZINES.

Order my "Farm Kitchen" special recipe issue and get more than 50 original recipes using my Budget Mix. It's a way of eating that anyone (urban, suburban, or rural) can benefit from. Not only is it a time and money saver, it's a reputation builder! My mother was the Budget Mix queen, baking her magic every day from a 10-gallon flour tin beneath our kitchen sink.

To find out more,
 scan here with
 your smartphone.





Outpost

Unleashing Your Inner Wild



{OUTPOST} with Shery Jespersen | to earn a Sisterhood badge in our {OUTPOST} category, [CLICK HERE](#)



Shery Jespersen (Sister #753) is a Wyoming cattle rancher who's been horse-crazy all of her life. Shery is a leather and lace cowgirl. Her other interests include "junktiques," creating eclectic "make do" arts and crafts, collecting antique china, and cultivating mirth.



Horsey Honeymoon

Farmgirl relationships aren't limited to those we have with humans. No, our "family" relations can include several creatures from the domestic animal kingdom. Some relationships are especially tight and complex. Such is the case of horse and rider. Another example is a working stock dog and their human owner/partner. When a human/animal relationship involves work, this is where the link between the two entities is forged. Effective communication is key. Compatible chemistry is just as important between an animal and their human as it is between two people. A good fit means that the two are temperamentally well suited.

A healthy relationship of any kind also involves mutual respect that grows deeper with the passage of time and miles logged. If trust was tentative in the beginning, it blossoms, and the depth of shared trust will be evident to even the casual observer. A helpmeet becomes a dear friend that you know you can rely on. Why? Because at this point in the relationship, you've been through many testings and fiery trials together—especially true of a "tried and true" ranch horse.

This past February, both of my 23-year-old mares passed away within a week of each other. I bred and raised a 6-year-old mare that has been "coming up" since she was 3. However, we both suffered leg injuries, and recuperation time left us two years behind schedule. Also, because of the close relationship I had with



continued ...

“ There's just something
about the outside of a
horse that is good for
the inside of a person. ”

– Winston Churchill





continued ...

my old mares (that I'd owned and trained from the time they were 2), they always came first in my heart. Always. Third fiddle has a name, "Ribbon," and although I love her, I admit that I was guilty of treating her like a cousin instead of an immediate family member.

After my beloved mares crossed over the rainbow bridge, I grieved deeply. But, ranch life moves on and I had to also. Thus began the true beginning of my relationship with Ribbon. We had known each other before ... on a much more superficial level. Now, it feels like I've re-married! She's now my #1, and both of us feel different about each other. I could say that I regret that it didn't happen sooner, but it is what it is, and we're making the best of it.

Mutual trust is perhaps the hardest thing for a horse and rider to mutually master. We are, in truth, newer to each other than we ought to be because of my failure to fully commit. But, I'm happy to report that with each ride, I fall deeper in love. She's been waiting for me all this time, and I finally showed up. It chokes me up to say that. She's thriving and growing. She looks at me with new eyes and more interest. I look at her and realize that all things work together for good. Ribbon deserves first place in the corner of my heart reserved for horses, and at long last she has it. She seems to sense that she's been promoted.

Many of my ranch life photos will now be taken via the "Ribbon Cam." She's my new perch as I record life from the saddle. When she was born, I knew this day would be a long time coming. It took longer than planned, but we're on the same page now. Lord willing, we'll be partners for many years to come. Those palomino ears are sure pretty to look through!





Cleaning Up

The Work of Our Hands



{CLEANING UP} with MaryJanesFarm | to earn a Sisterhood badge in our {CLEANING UP} category, [CLICK HERE](#)

The Work of Our Hands

From sunup to sundown, our schedules are always nipping at our heels. Go here, finish this, remember that ... trying to control all of it is enough to wear you out. There are never ever enough hours in the day. But amid the chaos, the most ordinary accomplishments can serve as salve for the soul. You know. That kitchen pantry you tackled over the weekend or that carrot patch you thinned, and don't forget the floor you scrubbed spotless. Pausing to **savor the small wonders** of your handiwork is the sweetest of therapy! Making your bed is a perfect example. It's a task that is entirely avoidable (who will know if I don't do it?) and, some might argue, futile (I'm just going to mess it up again at the end of the day). **But there is a secret** here that begs to be shared. **Taking three minutes at the start of your day** to straighten pillows, tuck covers, and arrange some decorative pillows just so makes the disorder outside your door a little less daunting. Later in the day, after you've ventured out into the world and the chaos of the world begins to take its toll on you, your brain finds a sense of ease and even rest knowing you have a space waiting for you that has order under control. **The work of your hands has created a refuge**, no matter how mundane, and it gives your mind a place to rest, contented. Gretchen Rubin, author of the bestselling book *The Happiness Project*, explains that making the bed was "the number one most impactful change that people brought up over and over" as she researched the roots of joy. In fact, any hands-on undertaking is capable of eliciting random moments of euphoria. Even if we can't change the world today, we can fold the laundry, and who doesn't love a tidy stack of towels? From a freshly weeded flower garden to a reorganized refrigerator, **a daily dose of just-so is nothing short of divine.**

For as much as I've waxed eloquent over the years about **the power of daily chores**, I recently circled back around to the satisfaction of simple, **the power of routine.** My livestock gal informed us she was quitting to go back to school. After interviewing a couple of people, I got up one morning to "sub" for her until I could find a replacement. But you know what? Three weeks later, I'm that replacement! Every morning at 5:45 a.m., I walk away from my computer to more properly begin my day ... with cows. Once I've prepped and cleaned the cows that I milk every day, once a day (not twice because we don't need that much milk), seven days a week, **I'm in a place of quiet calm**, I kid you not. FYI, there's no shortage of baby talk and silliness as I groom my girls, "Emma, Emma, Bo Bemma, Fee Fi Fo Femma, Emma!"

I haven't felt this much morning joy since I started writing for a living some nine years ago. By 7:15, I have the daily milking, the clean-up of the milking machine and milk parlor (manure be gone!) done, and the final product—the milk—cooling in our outdoor spring. That's when I go back to the milk parlor for 15 minutes to "make my bed." Every day, I tackle one tiny extra cleaning detail—the west wall scrubbed, the rails, the shelves, the feed bucket. Yesterday, I actually scoured the manure scoop. Ready for whatever lies ahead on any given day, I'm more fortified than fortified milk. You know the "Got Milk?" commercials? How about "Got You?" In other words, **have you tried finding yourself lately?** It might be as simple as scrubbing down a cow's udder every morning.

MaryJane 

elle

“Have patience! In time,
even grass becomes milk.”

— Charan Singh





The Scoop

MaryJanesFarm News



Index Available!

We have all the back issues of *MaryJanesFarm Sister Issue* available for download on our website.

[CLICK HERE](#) to read back issues.

[TIP] Use the search/find tool in your browser to look up keywords in back issues.

Farmgirls Unite!

If you are hosting a farmgirl event, open to all farmgirls, send the event description, date, location, and contact info to megan@maryjanesfarm.org. Megan will keep Sisters up-to-date on upcoming gatherings.

Upcoming Events:

Glamper-ific Gathering, Hayden, Idaho, June 7–9, 2013 (see p. 53)

Glamping, Walla Walla, Washington, June 14–15, 2013 (see p. 53)

Glamping, West Bend, Wisconsin, September 20–22, 2013 (see p. 53)

If you're a Sisterhood member, [click here](#) to download a FREE Farmgirls on the Loose logo!

Enter your Sisterhood number;
password is: FGLoose (case-sensitive)

(Fun logo ideas: frame it, use it for transfers on shopping bags, totes, and pillows, or make it into a sticker for your trailer!)



shabby apple



vintage
clothing
with
quality
& style.



a return
to what
dresses
were
always
meant
to be.



June Sisterhood Specials

1

50% off

small & large
flower frogs



small flower frog:

Now \$9.10

large flower frog:

Now \$9.58


CLICK HERE TO ORDER

(Just log in to your account during checkout to receive your discount.)

2

30% off

hat box/pie cozy



hat box/pie cozy:

Now \$31.90

[CLICK HERE TO ORDER](#)

3


50% off

canning jar tote

Take a step back in time as you display a favorite jar, be it canned goods, potpourri in a jar, or a scented candle. Nothing says "love" like homemade, and this jar tote turns into a gift of love when you fill it with your homemade goodies.

Now \$12.70

[CLICK HERE TO ORDER](#)



Who made this? Who grew that? When we created our Project F.A.R.M. (First-class American Rural Made) wire line collection in 2003, the marketplace hadn't yet been flooded with cheap goods coming from who knows where. Our goods are made by Kaspar Wire Works in the small town of Shiner, Texas, by a third-generation, family-owned business founded in 1898.

FREE SHIPPING

on any order over \$50

(U.S./Domestic orders only)

(Exclusive to **MaryJane's Farmgirl Sisterhood** members only. Offer applies to UPS Ground and Standard Post only.)

When checking out, log in to your account to receive free shipping.

For questions, call Brian at 1-888-750-6004

Talk about wire ... what's a farm or a farmgirl without chicken wire? It's endlessly versatile and adds a fabulous design element, even in a penthouse apartment. I read recently that a well-known designer hired to help redecorate the White House also offers for sale glass votives wrapped in chicken wire for that "country" look. Here are two projects from our "Tried and True" Oct/Nov 2009 issue ...

functional chickenwire

Small Basket

YOU'LL NEED:

16-gauge utility wire
1" mesh poultry netting (chicken wire)
needle-nose pliers

Bottom Ring: Cut 2 - 18" wire pieces. Form each piece of wire into a circle, overlapping ends about 1". Using pliers, clamp onto center of overlap and bend each end perpendicular to ring. Wrap each end around ring to secure wire to itself. Repeat with other wire piece. Using small pieces of wire, attach the two rings together.

Middle Ring: Cut 2 - 21" wire pieces. Repeat steps for bottom ring with the middle ring pieces.

Top Ring: Cut 2 - 38" wire pieces. Repeat steps for bottom ring with the top ring pieces.

Braces: Cut 4 - 7" straight braces for the sides. Attach at even intervals around bottom ring by twisting wire around bottom ring. Attach middle ring to top of braces in same manner. This will form a cylinder.

Handle: Cut 3 - 35" pieces. Place 3 strands together and use the middle strand to wrap the other two several times. Braid the 3 strands together loosely. Attach the two outer strands to the bottom ring on one side midway between two of the braces. Attach handle to middle ring at top with small piece of wire, then loop up for handle and attach at middle ring and bottom ring on opposite side. Taking top ring, form into an oval that will fit inside handle about 2" above the middle ring, tapering out slightly at top where it meets the handle. Attach to handle with small pieces of wire.

Chicken Wire: Place basket frame over chicken wire and cut circle 1" larger than bottom of basket. Twist wires up and around bottom ring by hand. Measure circumference of basket and cut chicken wire 1-2" larger. Fit wire around basket and crimp to itself and to bottom and middle rings. For the top ring, you're going to cut 2 halves of chicken wire to fit between top and middle rings. Place basket on top of chicken wire and cut out a half circle the size of the bottom of the basket. Cut the other side of that piece of chicken wire to fit inside half of the top ring. Repeat for other side of basket. Attach pieces to middle ring and top ring. Trim all wire and wrap ends.



Large Basket

Follow instructions for smaller basket at right. Use three stands on the rings instead of two, and add additional support braces.

Bottom Ring: 3 - 28" wire pieces

Middle Ring: 3 - 33" wire pieces

Top Ring: 3 - 57" wire pieces

Braces: 10 - 10" braces for sides and to attach the tapered top ring to the middle ring.

Handle: 3 - 60" pieces

Note: Be sure to wear eye protection, and always bend over the ends of the wire after cutting to avoid sharp ends.



Basket with Wooden Handle

Top Ring: Cut 4 - 57" wire pieces. Form each wire piece into an oval. Brace together the four pieces with small pieces of wire to form one large oval ring.

Long Under Supports: Cut 4 - 36" wire pieces and brace together. Repeat to make 2nd brace. These will run lengthwise just left and right of middle of the sides of your basket, forming the bottom of the basket. Attach to top ring by clamping onto it; bending two of the wires to the left and two to the right; wrap around ring.

Side Under Supports: Cut 4 - 28" wire pieces and brace together. Repeat to make 2nd brace. These will span the width of your basket, framing the middle third of the basket on the sides. Attach like long supports.

Wire Handle: Cut 2 - 36" pieces for each side. For the top wooden piece, I used a piece of black walnut and carved grooves into each end to create a channel for the wire to fit in. Wrap wire snugly around the grooves and twist at bottom 2-3 turns until tight. Form handle onto basket on top ring at junction of side supports on each side.

Chicken Wire: Completely encircle the basket with the chicken wire and form to basket, cutting out wedges to make it fit to basket. Attach at top ring with long piece of wire, "sewing" it to the ring. Trim all wire and wrap ends.



MARYJANE'S™

organic

WHY ORGANIC?

Organic cotton is safer for you, for farmers, for your children, and for the environment. My 325 thread count percale sheets feel softer, smell cleaner, and are more hypoallergenic. Not only do they coordinate with the bed sets in my MaryJane's Home collection, the fitted sheet has deep corners that fit even the thickest of mattresses.

farmgirl ingenuity • beauty • humor • honesty

WHY PERCALE?

In a percale sheet, yarns are woven one over and one under each other to produce a tighter, higher-quality weave than that of standard sheets. Percale sheets are longer lasting, hold up better to washing, and are smoother. They also have that crisp, old-fashioned, delicious feel from an era gone by when sheets were built to last.




Modern. Southern. Style.

MARYJANES FARM®

Farmgirl Sisterhood

Share in the Fun!

Farmgirl Chatter

What are farmgirls chatting about?

Check it out at The Farmgirl Connection link [here!](#)

Farmgirl Calendar

Glamper-ific Gathering, Hayden, Idaho, June 7–9, 2013

Plans are in the making for a “Glamper-ific Gathering” in northern Idaho on June 7–June 9. Come on Friday, the 7th, stay over until Sunday morning/midday, on the 9th. Home of our own Kathy O’Hara ... aka “Idaho Shamrock” ... in Hayden, Idaho, which is just a bit north-ish of Coeur d’Alene. Come one, come all farmgirls from Idaho, Washington, Oregon, Montana ... or wherever! To learn more, click [here](#).

Glamping, Walla Walla, Washington, June 14–15, 2013

June 14-15, 2013, is a great opportunity to get together with our trailers and do some junkin’ at the same time. “Love of Junk” is coming to Walla Walla, Washington, on a beautiful family farm on Valley Chapel Road. For more info, please click [here](#). Our goal is to get 40 fabulous trailers and spend the weekend farmgirl-style.

Glamping, West Bend, Wisconsin, September 20–22, 2013


Calling all WI, IL, MN, and everyone else. I would like to do a glamping weekend here at my place in West Bend. September 20–22. Weather here in Wisconsin will still be very nice. I wanted to get the date out there so that you can plan ahead. We have room for campers and tents. We have a small, one-car-garage-size cabin, and hopefully by then, a composting toilet. TeeHee!!! We already have a fire pit for cooking and every other luxury we need. Crafting classes and a trunk sale along with games, and I am sure, LOTS of YUMMY FOOD, and farmgirl chitchat!!! West Bend has a wonderful Farmers’ Market on Saturday morning and close-by antique shops, resale shops, and lakes for fishing. Hope to see you all in September! For more information, click [here](#).

Farmgirl Chatter

Across the Fence: 50 State Brochures for my Classroom. Submitted by birdie71

Calling all farmgirls!! I am looking for your help to add an important component to my classroom. I want to build a section in my classroom library that includes information about our 50 states. I want to do this for a couple of reasons. First, I want to have nonfiction information available to help my students become more skilled in that particular area of language arts. Second, I would like to have these things available to them as added resources in a research project on the 50 states. If you would also like to include items or information on your part of our country, that would be greatly appreciated. Please e-mail me if you are interested and to get mailing information. Thanks sooo much for your help in the future of our kiddos! Click [here](#) to find out more.

continued ...



continued ...

Barnyard Buddies: Snake in nesting box. Submitted by tinaberry

I hate snakes! I went to collect eggs earlier and there was a snake coiled up in one of the nesting boxes. Didn't stay around long enough to see what kind of snake. We are new to chickens. We got our first six in Jan. We have 10 total now. How do y'all keep snakes out of your coop? These things give me the creeps! Share your experience [here](#).

Barnyard Buddies: Best defense against raccoons? Submitted by FieldsofThyme

We leave a radio on in the barn at night and bring in the cat food. What else can we do to deter raccoons? I read they don't like cayenne pepper. Anyone try this? I just came face to face with one while gardening by the house. Not cool! I think we can trap here, and I am checking on that too. Give your information [here](#).

Farm Kitchen: BPA-free Canning Jar Lids. Submitted by MayFay

I've been converting all my kitchenware over to non-toxic products, and I've arrived at canning jars. My understanding is that Ball lids are not BPA-free, so I bought some Bormioli Rocco Quattro Stagioni jars and lids during this busy Memorial Day weekend, only to discover that they are only good for water bath processing, not pressure canning. I found the Tattler brand of BPA-free lids and wondered if anyone has had success using them on the Bormioli Rocco Quattro Stagioni jars for pressure canning? Click [here](#) for more information.

Garden Gate: Epsom salts in the garden. Submitted by quiltingfarmgirl

Does anyone use epsom salts in their gardens? My husband came home from his Saturday breakfast at the diner with the guys this morning telling me about it. He said he was told that a lot of the local Mennonites use it and their gardens are always so lush and beautiful. Then I read about it on line. Wondered if any of you have heard of it or tried it. Give your feedback [here](#).

Garden Gate: What's wrong with this hosta? Submitted by JudyT

I have some hostas and this is how they are growing this year. Last year, one looked like this and now this year, all of them look like this. They are all growing in the same area in a circle. I think they are sick, but not sure. My husband thinks that the plastic that the previous owner laid over the area (I think to keep the weeds down) is doing it to them, but I don't know. Help!!! Share your thoughts [here](#).

Garden Gate: Where do you stand on slugs? Submitted by CindyG

Quite a visual, isn't it? Standing on a slug could be rather difficult if the slug were big enough. I am a suburban farmgirl (at heart) with an almost exclusively native-plant garden of which I am rather proud. It was a lot of work removing all that heavy Virginia clay and incorporating something useful in which plants could thrive, but it is so worth it to have all the wildlife visitors and inhabitants—especially butterflies and bees. The slugs, I am not so happy about. Who lets them be, who gives them a last wild night in a shallow container of beer? Remove them or tolerate them? For years, I just let them have the lower leaves and chalked it up to Mother Nature, but this year it has already gotten out of hand and it is only May! Here's another fun visual for you as you contemplate your advice to me about doing away with slugs or not: I feed the crows—I'll admit it. I know people detest them, but they are brilliant characters and very entertaining. So I tried the beer thing and buried a few rinsed tuna cans so the tops were level with the ground, poured in some beer, and almost barfed the next morning at the HUGE collection of bloated, dead slugs in the cans. Because crows eat everything ... or so I thought



... I dug up the cans, drained out the beer, and set them where the crow food usually goes, and waited. Beer-poached food would be a treat, right? Sure enough, here come the morning visitors yelling "Wooohooo, that pink featherless thing left us food again!" which brought even more of them. One by one they looked in the can, then I swear looked in the window at me sitting at the kitchen table and then turned their backs. It was hilarious. An apology of dinner scraps the next morning put me back in good stead with them. So ladies, what do you do about slugs? Give us your input [here](#).

Garden Gate: Stinging nettle? Submitted by Kristin Sherrill

Does this look like stinging nettle? I found this on the side of my driveway yesterday and so hope it is. Click [here](#) to give your opinion.

Herbal Wisdom: Herbs for Women? Submitted by Calicogirl

I am 49 and was hoping that menopause was going to kick in this year as it did for my mom when she was 49, but alas ... no. I still get extremely painful periods and was wondering if anyone knew of certain herbal remedies to relieve cramping, etc.? Give advice on your remedies [here](#).

Nifty Thrifty: Repurposed vintage seed spreader. Submitted by FebruaryViolet

I salvaged this puppy from the garbage at Goodwill (yep, they throw away donations, folks). I have to shoo scappers from it two times a week when they come down hunting metal on garbage night because it's steel and HEAVY. But, I love that I can move it around my yard, depending on what seasonal item I put in it, to show it off. Pansies and violas make their happy appearance in the spring, and summer usually finds it full of lantana and things that butterflies like. In the autumn, we stack it with pumpkins, and in the winter, I put fresh greenery and holly inside with a bow. Find out more [here](#).



Sister Loves

{ our favorites ... just a click away! }



LIVESTOCK MANAGER
(SISTER #666)

You can visit Kim's picks
by clicking on the photos.




Dover Saddlery

NRSWorld

The Original Horse Tack Company





Are you prepared for an emergency?

MaryJane's just-add-water organic meals—everything from instant pastas and grains to soups to breads to desserts—are available in 3-lb bulk oxygen-free bags for emergency preparedness long-term storage. Shelf life: 15+ years; breads: 5–8 years.

Don't delay. Get ready today!

The BioLite Camp Stove is the perfect complement to MaryJane's just-add-water organic meals. It cooks your meals with nothing but twigs. And, by converting heat into electricity, it can then charge your lights, phones, and other gadgets while you cook. It's great to have on hand during power outages. (\$129, biolitestove.com)



Forget the fuel. Charge your gadgets. Support a better world.



To buy, scan here with your smartphone.



MaryJanesFarm | 888-750-6004 | www.maryjanesfarm.org

Girl Gab

www.girlgab.com



the world as
our garden

the place where
girlfriends gather
to gabble, gush,
and gadabout ...



food from scratch



lessons in
herbalism



farmgirl pets



farmgirl love

Find MaryJane's farmgirl bloggers—city, rural, suburban, ranch, mountain, and beach—at GirlGab.com. You'll also find daily posts from 129 (and counting) sister blogs.

To find out more,
scan here with
your smartphone.



Brought to you by:
MARYJANES FARM®



SO VINTAGE PATTERNS

The greatest selection of true vintage sewing patterns, from 1920s flapper dresses to 1970s jumpsuits.



Browsing through our website you will find Vogue Couturier, 1930s Hollywood Patterns, DuBarry, Vogue Paris Originals and many more.

With over 4000 patterns to choose from plus daily additions of blouses, skirts, dresses, evening and wedding gowns, children's wear and beach wear. If you are into vintage, you are guaranteed to find something really inspiring.

World Wide Shipping - Credit Cards Welcome

www.sovintagepatterns.com

For beautiful Antique Linens, Lace and Interesting Vintage Items Visit Our Sister Shop

www.sovintagelinenslace.com

GloryBee® Foods

Ingredients for Healthy Living

Natural Living Products Since 1975

FOODS • BEEKEEPING • CRAFTS

Shop GloryBee® online for a complete selection of countless products for natural living.

Beekeeping supplies for *beginners, hobbyists and commercial beekeepers.*

A wide variety of organic and natural foods in retail and bulk sizes.

Natural and organic supplies for homemade soap, candles, lotion, cosmetics, and much more.

GloryBee.com

(877) 485-2293



Family Owned & Operated Since 1975

Organic stacks up!



Proudly Featuring



www.OrganicCottonPlus.com

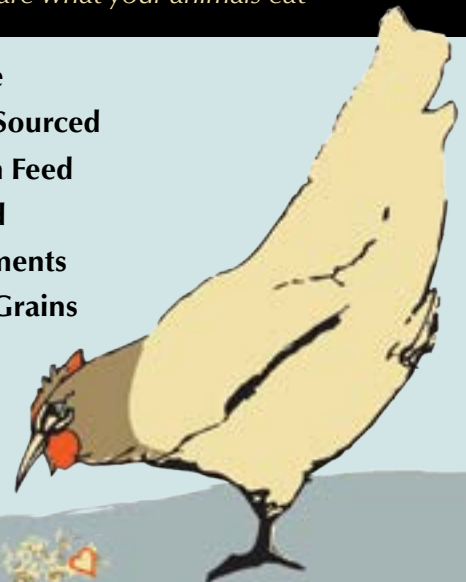
Established in 1992. Strictly organic. (203)648-4336
Free shipping on all orders to the USA.

Organic Cotton Plus
pure organic cotton fabrics

Scratch and Peck Feeds

"you are what your animals eat"

- Soy Free
- Locally Sourced
- Chicken Feed
- Pig Feed
- Supplements
- Whole Grains



1st & Only in North America!



All Products are verified by the Non-GMO Project!

LOCALLY GROWN and MILLED in the PACIFIC NW
www.scratchandpeck.com

3883 Hammer Dr. Bellingham, WA 98226 • 360-318-7585

Farmgirl Sisterhood



Social Media

I'm doubling back to make sure you're aware of all the social media happenings at MaryJanesFarm, because you won't want to miss a thing—especially the moment when YOU'RE the sister featured on one of our Facebook pages simply because you're just so farmgirl awesome or you've earned a badge or your blog post from our Sisterhood blogging community over at www.GirlGab.com was featured. (This is my favorite daily pleasure. I LOVE GirlGab!)

As ladies of the Sisterhood, now numbering 5,205 (and counting), we've earned an amazing number of Merit Badges so far—7,043 total! We've recently started alerting earned Badges daily on our MaryJanesFarm **Facebook** page. We started out alerting just the expert-level earners, but decided recently to alert all levels AND add photos if you include them. We're just so durn proud! Can you hear the clucking?

My blog, www.raisingjane.org, is a little bit more of the fun and frilly that you've come to expect from MaryJanesFarm, and is my outlet for conversation in between magazines.

If you're a Facebook or Twitter kind of gal, you'll find my posts teased on my **Twitter** account and my **Facebook** account. Updates for all things glamorously glampifying for International Glamping Weekend can be found [here](#), at its Facebook fan page.

Facebook and Twitter not your thing? Then, our **Pinterest** page can keep you up-to-date with recipes, projects, products, and beautiful images captured here at my farm.





Exclusive for Sisters!

Sisterhood Necklace


We've partnered with Elaine Tolson of Washington to offer this lovely bit of vintage-style jewelry—for Sisterhood members only. Your necklace will be emblazoned with your own unique Sisterhood number, setting your braggin' rights in stone. Whether you wear it as a secret code for those in-the-know, or as a conversation starter about the Sisterhood, is up to you. **Click here to order yours.**



Hello Elaine!

Thank you so much for my beautiful charm. I received it last week and have enjoyed wearing it and showing it to my friends and family. Can't wait to get our Chapter off the ground here in Cherry Valley.

Thank you again,
Mary Bronson



Elaine!!!

Thank you so very much for the beautiful Farm Gal necklace!!! I beyond love it! I really feel part of something grander when I wear it. You made my day when I opened my little burlap bag, truly.

kindness counts,
Kim





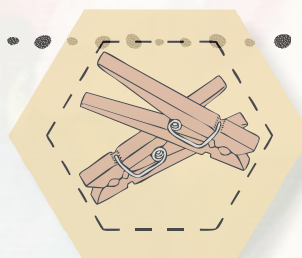
Merit Badge Awardees



Merit Badge Awardees

Amanda Henning: #2494

- Beginner badge: Cleaning Up / Recycling
- Beginner badge: Each Other / Community Service
- Beginner badge: Farm Kitchen / Organic on a Budget
- Beginner badge: Farm Kitchen / Recipes
- Beginner badge: Garden Gate / Backyard Farmer
- Beginner badge: Garden Gate / Herbs
- Intermediate badge: Cleaning Up / Recycling



April Choate: sunshine4u #658

- Expert badge: Make it Easy / Let's Get Physical




Bea Campbell: quiltingbea #2575

- Beginner badge: Cleaning Up / Recycling
- Intermediate badge: Cleaning Up / Recycling

Becky Brillon: bbrillon #3374

- Beginner badge: Farm Kitchen / Recipes
- Beginner badge: Garden Gate / Herbs
- Beginner badge: Garden Gate / What's Your Beef?
- Beginner badge: Stitching & Crafting / Nellie Will-do
- Beginner badge: Stitching & Crafting / Quilting



Christina Marsden: #4411

- Beginner badge: Cleaning Up / Going Green
- Beginner badge: Farm Kitchen / Unprocessed Kitchen
- Beginner badge: Make it Easy / Relaxation
- Intermediate badge: Cleaning Up / Going Green
- Intermediate badge: Make it Easy / Relaxation

CJ Armstrong: ceejay48 #665

- Beginner badge: Farm Kitchen / Cheesemaking
- Intermediate badge: Farm Kitchen / Cheesemaking

Connie Warren: #3392

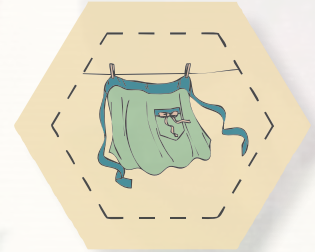
- Beginner badge: Cleaning Up / Shopping Green





Cynthia Graziani: CindyG #4735

- Beginner badge: Stitching & Crafting / Aprons
- Beginner badge: Stitching & Crafting / Buttoned Up
- Beginner badge: Stitching & Crafting / Sew Wonderful

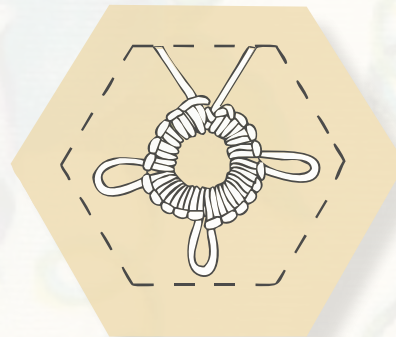


Dawn Maloney: #4889

- Beginner badge: Outpost / Woman-At-Arms

Deborah Meyer: dmeyer #4099

- Beginner badge: Cleaning Up / Recycling
- Beginner badge: Each Other / Know Your Roots
- Beginner badge: Each Other / Languages/Culture
- Beginner badge: Farm Kitchen / Unprocessed Kitchen
- Beginner badge: Garden Gate / 3 R's Rule
- Beginner badge: Garden Gate / Bee Good to Mother Earth
- Beginner badge: Garden Gate / Herbs
- Intermediate badge: Cleaning Up / Recycling
- Intermediate badge: Farm Kitchen / Unprocessed Kitchen
- Expert badge: Cleaning Up / Shopping Green
- Expert badge: Each Other / Civic Heritage
- Expert badge: Each Other / Lend a Hand to Farm Families
- Expert badge: Farm Kitchen / Unprocessed Kitchen

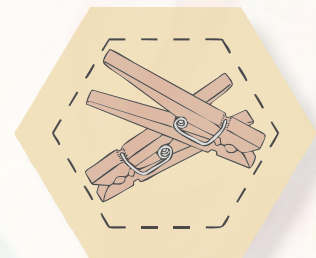


Diana Boles: Many Feathers #4980

- Beginner badge: Garden Gate / Herbs

Elizabeth Baker: browneyed girl #3756

- Beginner badge: Cleaning Up / Shopping Green
- Beginner badge: Each Other / Know Your Roots
- Beginner badge: Farm Kitchen / Get it Together
- Beginner badge: Farm Kitchen / Recipes



Heather Neeper: nondairy #4701

- Beginner badge: Make it Easy / Let's Get Physical

Jacki McGinnity: CraftedByMama #5059



- Beginner badge: Cleaning Up / Recycling
- Beginner badge: Cleaning Up / Shopping Green
- Beginner badge: Farm Kitchen / Cheesemaking
- Beginner badge: Farm Kitchen / Get it Together
- Beginner badge: Farm Kitchen / Unprocessed Kitchen
- Beginner badge: Garden Gate / Backyard Farmer

continued ...



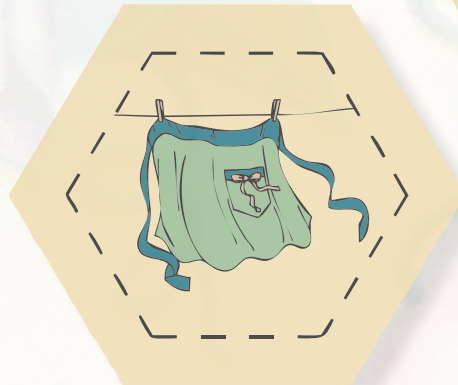
continued ...

- Beginner badge: Make it Easy / Music
- Beginner badge: Outpost / First Aid
- Beginner badge: Stitching & Crafting / Aprons
- Beginner badge: Stitching & Crafting / Cross-Stitch
- Beginner badge: Stitching & Crafting / Knitting
- Beginner badge: Stitching & Crafting / Quilting
- Beginner badge: Stitching & Crafting / Sew Wonderful
- Intermediate badge: Cleaning Up / Shopping Green
- Intermediate badge: Farm Kitchen / Get it Together
- Intermediate badge: Farm Kitchen / Unprocessed Kitchen
- Intermediate badge: Stitching & Crafting / Aprons
- Intermediate badge: Stitching & Crafting / Sew Wonderful



Jenny Simpson: jennykae #4885

- Beginner badge: Each Other / Farmgirl Gratitude
- Beginner badge: Garden Gate / Birds
- Beginner badge: Garden Gate / Herbs



Karen Price: kkprive40 #411

- Beginner badge: Each Other / Farmgirl Gratitude
- Beginner badge: Farm Kitchen / Icing on the Cake
- Beginner badge: Stitching & Crafting / Quilling
- Intermediate badge: Farm Kitchen / Icing on the Cake

Katrina Smith: Kat-Nina #4813

- Beginner badge: Farm Kitchen / Icing on the Cake
- Beginner badge: Farm Kitchen / Recipes
- Beginner badge: Stitching & Crafting / Nellie Make-do
- Intermediate badge: Each Other / Farmgirl Grammar
- Intermediate badge: Make it Easy / Nellie Will-do
- Intermediate badge: Make it Easy / Make it Pretty
- Expert badge: Each Other / Families Forever
- Expert badge: Each Other / Farmgirl Gratitude
- Expert badge: Farm Kitchen / Get it Together
- Expert badge: Stitching & Crafting / Aprons
- Expert badge: Stitching & Crafting / Embroidery

Kim Reineke: #4826

- Beginner badge: Stitching & Crafting / Aprons





Kristina Smith: kristina72 #5176
Beginner badge: Cleaning Up / Recycling

Lisa Seaman: #5107
Beginner badge: Stitching & Crafting / Aprons
Intermediate badge: Stitching & Crafting / Aprons

Lora Rosencrans: FARMALLchick #358
Beginner badge: Garden Gate / Horse Dreams
Intermediate badge: Garden Gate / Horse Dreams
Expert badge: Garden Gate / Horse Dreams

Lori Day: #4829
Beginner badge: Each Other / Community Action

Lyn Szabo: Iszabo #4905
Expert badge: Farm Kitchen / Get it Together

Maritza Tribble: mtribble #5099
Beginner badge: Garden Gate / Backyard Farmer

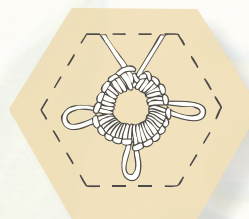

Mary Duffel: Madelena #3153
Beginner badge: Stitching & Crafting / Aprons

Mary Fitzpatrick: #3232
Beginner badge: Farm Kitchen / Cheesemaking
Intermediate badge: Farm Kitchen / Cheesemaking
Expert badge: Farm Kitchen / Cheesemaking

Michelle Nemnich: HolidayJunkie #5004
Beginner badge: Farm Kitchen / Get it Together

Nicole Christensen: texdane #1155
Beginner badge: Farm Kitchen / Forage for Food
Intermediate badge: Farm Kitchen / Forage for Food
Expert badge: Stitching & Crafting / Knitting

Norma Hart: njhart #1661
Beginner badge: Cleaning Up / Going Green
Beginner badge: Cleaning Up / Recycling
Beginner badge: Farm Kitchen / Get it Together
Beginner badge: Farm Kitchen / Self Sufficiency

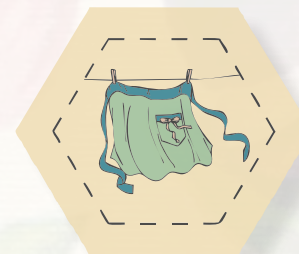


continued ...



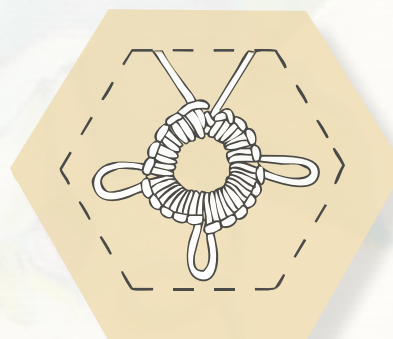
continued ...

Beginner badge: Stitching & Crafting / Aprons
 Beginner badge: Stitching & Crafting / Crochet
 Intermediate badge: Cleaning Up / Going Green
 Intermediate badge: Cleaning Up / Shopping Green
 Intermediate badge: Farm Kitchen / Get it Together
 Intermediate badge: Farm Kitchen / Self Sufficiency
 Intermediate badge: Stitching & Crafting / Aprons




Peggy Smith: forever young #1815
 Intermediate badge: Each Other / Languages/Culture

Rachel Maurer: Rae Chello #4860
 Beginner badge: Each Other / Greatest Generation
 Beginner badge: Stitching & Crafting / Buttoned Up



Ruby Slider: narjay #1663
 Beginner badge: Farm Kitchen / Cheesemaking

Sharon Schrader: #4109
 Beginner badge: Cleaning Up / Going Green
 Beginner badge: Cleaning Up / Water Conservation
 Beginner badge: Each Other / Families Forever
 Intermediate badge: Cleaning Up / Shopping Green
 Intermediate badge: Cleaning Up / Water Conservation
 Intermediate badge: Each Other / Families Forever
 Expert badge: Cleaning Up / Shopping Green
 Expert badge: Cleaning Up / Water Conservation
 Expert badge: Each Other / Families Forever
 Expert badge: Each Other / Little Squirts



Sherrilyn Askew: Sherri #1350
 Intermediate badge: Farm Kitchen / Get it Together
 Expert badge: Farm Kitchen / Get it Together

Stephanie Belker: #5093
 Beginner badge: Farm Kitchen / Get it Together

Terri Wedding: teacups #5009
 Beginner badge: Cleaning Up / Recycling

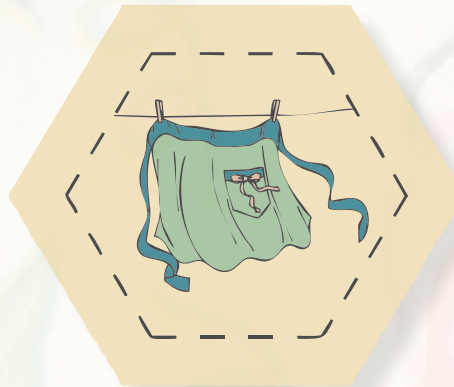
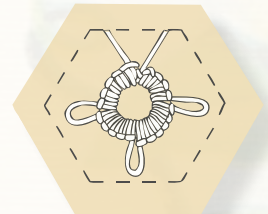
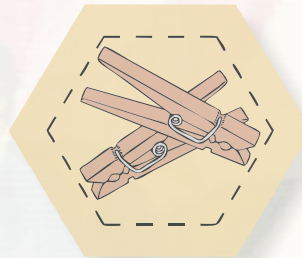


Terry Steinmetz: teryouth #3600

- Beginner badge: Each Other / Civic Heritage
- Beginner badge: Each Other / Community Service
- Beginner badge: Each Other / Know Your Roots
- Beginner badge: Farm Kitchen / Recipes
- Beginner badge: Garden Gate / Bee Good to Your Mother Earth
- Beginner badge: Garden Gate / Birds
- Beginner badge: Garden Gate / Herbs
- Beginner badge: Make it Easy / Build it Green
- Beginner badge: Make it Easy / Grease Chicks
- Beginner badge: Outpost / First Aid
- Beginner badge: Outpost / Wild Game
- Beginner badge: Outpost / Woman-At-Arms
- Beginner badge: Stitching & Crafting / Aprons
- Intermediate badge: Each Other / Know Your Roots
- Intermediate badge: Farm Kitchen / Recipes
- Intermediate badge: Make it Easy / In The Garden
- Intermediate badge: Stitching & Crafting / Buttoned Up
- Expert badge: Outpost / Fishing

Victoria Montoya: EastTXFarmgirl #549

- Beginner badge: Each Other / Languages/Culture



Farmerettes & Young Cultivators

What's a Farmerette?

Farmerettes are young farmgirls-in-training between the ages 14–18. They can earn the same Merit Badges as adult Sisters, so long as there is a Farmgirl Sisterhood member nearby to work with them. **Click here to find out more.**

What's a Young Cultivator?

Young Cultivators are girls and boys between the ages 6 and 13. They can work with Farmgirl Sisterhood members to earn badges, but have their own unique program. **Click here to find out more.**

Aubrey-Ellen Smith: Mentoring sister #4813
Beginner badge: Each Other / Thank You!
Beginner badge: Farm Kitchen / Icing on the Cake

Chevelle Marsden: Mentoring sister #4411
Beginner badge: Stitching & Crafting / Buttoned Up

Rosalie Elliott: Mentoring sister #4854
Beginner badge: Stitching & Crafting / Sew Wonderful
Intermediate badge: Stitching & Crafting / Sew Wonderful



Woo-Hoo!





Young Cultivators Group

Rebekka Boysen-Taylor, our Stitching & Crafting columnist, also coordinates a Young Cultivators group. She'll report on their activities here and in future issues.



A Trip to the Farm



"Everyone get down low to the feed trough so that she isn't afraid to come over. We are going to need to keep our bodies very, very still while she decides if she wants to eat with us here. See how Brian is showing the cow her food and walking with it out in front so that she'll come this way?"

I am crouching, whispering next to 17 excited 5- and 6-year-olds and their teacher in a small feeding barn at MaryJanesFarm. After five minutes of quiet sitting, the cow comes and eats from their small hands. The students are here on fieldwork from the Palouse Prairie School of Expeditionary Learning. They want to learn about how plants help humans and how humans help plants. Every visit to the farm is special, but this one has a clear purpose. These students (including my son) are on a three-month expedition, studying plants. They are lucky to have Brian as one of their experts. He tells them about the ways that the farm crew cares for the plants they cultivate, about various irrigation methods, and the best ways to reduce weeds (including an overgrown patch of spinach back at his house). The remarkable thing about this partnership is the way that the kids and Brian stand on equal footing as they discuss compost, worm castings, and chickens. It is a true reflection of the farm's view of children—they are future farmers, future experts who deserve honest answers to some very important questions.





MARYJANE'S™

home



The MaryJane's Home towel collection is a spirited tribute to all that she loves. Her signature drawnwork comes alive with whimsical sophistication. Intricate subtleties like twill tape and appliqués offer dimension, while delicate double ruffles divinely complicate the simplicity of her collection. The entire collection is a wonderful mix of patterns and textures that, when pieced together, create a harmonious balance of rustic femininity, fresh from her farm.



Certified Organic Feed & Supplements

Happy birds start with healthy feed and supplements.

Modesto Milling sells certified organic feeds, supplements and minerals that promote the well-being of your favorite feathered friends.

Our unique formulations have evolved over decades to meet the dietary and energy needs of birds during the various stages of their lives.

We ship anywhere. Get your personalized quote today at: **800-897-9740** or modestomilling.com/maryjane.html



Happy Valley Cider Presses



Our secret is the "APPLE EATER" Grinder designed to grind a bushel of apples in five (5) minutes

Heavy duty Cast Iron Cross-Arm and 1-1/2 inch Acme Screw equals more juice per pressing

Hardwood construction for strength and beauty



1 Year Guarantee on all parts

10 Year Extended Warranty available

Go online, call or write for a FREE catalog:

16577 W. 327th St., Dept MJ,
Paola, KS 66071

(913) 849-3103

mj.happyvalleyranch.com

Specializing in Independent Power for Grid-Tie and Off-Grid Homes for Over 30 Years

FREE system design and after sale support by telephone, email, or in person. Our team is here to walk you through the installation and help with any questions that may arise.

Our 185 page Planning Guide & Catalog is FREE to readers of MaryJanesFarm if you mention this ad.



1589-MJF Rapid Lightning Road
Sandpoint, ID 83864
phone: 208.263.4290
email: info@backwoodssolar.com

WELCOME TO CHEERY CHICKS!

where our goal is...
**Healthy Chickens
Happy Owners**

"The Chicken KOOLER"



"NO MORE MESS"

Garden Hose or Heater Lid
Options Available



www.cheerychicks.com
Phone 850-221-7077



Handmade Organic Skin Care Organic Candles & Gifts

wholesale available
413-250-0411

www.crownsnestprimitiveshoppe.com

There's an app for that!

Purchase
MARYJANES FARM

for your iPad®, iPhone®,
or iPod touch®

Available on the
App Store

[www.maryjanesfarm.org/
magazine-app.asp](http://www.maryjanesfarm.org/magazine-app.asp)

powered by



Meet our Bloggers

Being a farmgirl isn't where you live, but how you live!

Farmgirls are tapping away at their keyboards to bring you news from the homefront, no matter where you live or what your interests. Rebekah Teal, a former judge, writes about being a farmgirl in the city; Alexandra Wilson blogs from the rural perspective; Nicole Christensen gives you the suburban viewpoint; Cathi Belcher shouts-out from her mountain top, Shery Jespersen shares the ranch view from Wyoming, and Debbie Bosworth writes from the beach. You can click to our farmgirl blogs right on our home page (www.maryjanesfarm.org). While you're there, sign up for our e-mail blog alerts and recipe of the week.

city FARMGIRL



Rebekah Teal is a farmgirl from a large metropolitan area who recently made her dreams come true by moving to a farm. Given her dyed-in-the-wool city-girl background, she still writes our **City Farmgirl Blog**. She's a lawyer who has worked in both criminal defense and prosecution, and she has been a judge, a business woman, and a stay-at-home mom. She's not only down-home citified, she's a true-blue farmgirl ... in (the occasional) pair of stilettos!

Mustering up the courage to do the things you dream about, she says, is the essence of being a farmgirl. Learning to live more organically and closer to nature is Rebekah's current pursuit.

rural FARMGIRL



Alexandra Wilson is a budding rural farmgirl living in Palmer, Alaska—the agricultural seat of the last frontier—and she shares her adventures on our **Rural Farmgirl Blog**. Alex is a graduate student at Alaska Pacific University, pursuing an M.S. in Outdoor and Environmental Education. She is focused on developing a program to inspire young women to become beginning farmers. She lives and works on the university's 700-acre educational farm. When Alex has time outside of graduate school, she loves to rock climb, repurpose found objects, cross-country ski on the hay fields, travel, practice yoga, and cook with new-fangled ingredients.

suburban FARMGIRL



Nicole Christensen, our current **Suburban Farmgirl Blogger**, calls herself a “knitter, jam-maker, and mom extraordinaire.” Born and raised in the great state of Texas, she now resides in suburban New England in picturesque Connecticut, just a stone's throw from New York state.

Married for 18 years to her Danish-born sweetheart, Nicole has worked in various fields and has been a world-traveler, entrepreneur, knitting teacher, and homemaker, but considers being a mom her greatest job of all. Loving all things creative and domestic, Nicole considers her life's motto to be “Bloom where you are planted.”

mountain FARMGIRL



Cathi Belcher, who pens our **Mountain Farmgirl Blog**, lives in the White Mountains of New Hampshire. As a “lifelong learner,” she fiercely values self-reliance, independence, freedom, and fresh mountain air. She's also a multi-media artist, with an obsession for off-grid living and alternative housing. Cathi is married to her childhood sweetheart, and owns and operates a 32-room mountain lodge.

“Mountains speak to my soul, and farming is an important part of my heritage,” says Cathi. “I want to pass on my love of these things to others through my writing.”

NEWS FROM THE HOMEFRONT ...

whether that home is
city, rural, suburban, mountain,
ranch, or beach

www.maryjanesfarm.org



ranch
FARMGIRL



Shery Jespersen, Wyoming cattle rancher and outpost writer, shares the view from her saddle in our **Ranch Farmgirl Blog**. Shery is a "leather and lace cowgirl" who's been horse-crazy all of her life. Her longtime love is Apple Pi "Dolly" Rose, a 20-year-old Morgan otherwise known as "The Best Darn Horse in the Universe."

Her other interests include "junktiques," creating eclectic "make do" arts and crafts, collecting antique china, and cultivating mirth.



beach
FARMGIRL



Debbie Bosworth left her lifelong home in the high desert of northern Nevada 10 years ago and washed up on the shore of America's hometown, Plymouth, Massachusetts, where she, her "beach-bum Yankee" husband of 20 years, and her two homeschooled kids are now firmly planted. Debbie writes our **Beach Farmgirl Blog**.

"I found a piece of my farmgirl heart when I discovered MaryJanesFarm. Suddenly, everything I loved just made more sense! I enjoy unwinding at the beach, writing, gardening, and turning yard-sale furniture into 'Painted Ladies'! I'm passionate about living a creative life and encouraging others to 'Make Each Day their Masterpiece.'"



Nicole's FAVORITES

suburban
FARMGIRL

Ahhh ... June! Kick off those closed-toed shoes and pull out cute, breezy sandals! Time to show off bare toes in glossy, glamorous nail polish. I love candy-colored polish, but I'm also trying to avoid as many chemical-laden products as possible. Nail polish means harsh fumes, both from the polish and the remover. Did you know that the three main ingredients making up most conventional nail polish-formaldehyde (a carcinogen), toluene, and dibutyl-phthalates have been dubbed the "toxic three"? These chemicals can affect the nervous, endocrine, and reproductive systems. WaterColors nail enamel by Honeybee Gardens to the rescue! Water-based and non-toxic, there are no fumes, and it contains an earth-friendly formula with a bevy of beautiful colors. I love this polish ... it goes on effortlessly and is long-wearing. I also find that my fingernails don't get brittle and peel like they do with conventional polish. Shimmery nails are big this season. My favorite pick for a summer pedicure is Burlesque, a sparkly fuchsia that shimmers in the sun, and for my fingers, Fairy Dust. There's also super-trendy Abyss (black), or how about Oasis, a shimmery sapphire? With 25 yummy colors, there's something for everyone. And the best part? No stinky removers! The polish removes with simple rubbing alcohol. Brilliant! Find WaterColors nail enamel for \$6 on Google.



Coming Soon to a Magazine Near You

I'm such a tease ...

Who hasn't thought about opening up a B&B? Here's an idea to get you started. How about taking a baby step first by hosting a weekend craft retreat? Elaine Tolson will show you how in the next issue of *MaryJanesFarm*. You'll also learn how to decorate with terrariums, whip up some awesome DIY popsicles, dig deeper into your campfire cast-iron prowess, think about a quilting life, learn seven ways to glam up your campsite, bake bread in a sun oven, whip up some picnic decor, and more in *MaryJanesFarm*. Subscribe [here!](#)



Make a Terrarium



host your own craft retreat

DIY Popsicles



MARYJANE'S CHILLOVER® POWDER

GELATIN ALTERNATIVE

“ Hi MaryJane,
My name is Linda Stritzel and I'm the one attached to this jar of jam! The results were amazing. I actually like it more than traditional pectin recipes—I didn't realize how much flavor pectin robs from the fruit! The color, taste, and texture are perfect. I'll be sure to have plenty of ChillOver powder ready for the next jam season! ”

Your Midwest farmgirl,
Linda

ChillOver Strawberry Jam

2 lbs strawberries, washed, hulled, and crushed to yield 4 cups crushed berries
2 cups organic cane sugar
2 packets MaryJane's ChillOver Powder

1. Combine crushed strawberries and sugar in a large pot. Bring to a boil, stirring to dissolve sugar.
2. Sprinkle and stir ChillOver Powder into liquid and boil rapidly for 3 minutes, stirring constantly.
3. Remove from heat and can in sterile jars (refer to a canning manual for complete canning instructions).

ChillOver Raspberry Jam

Substitute raspberries for strawberries.

ChillOver Blackberry Jam

Substitute blackberries for strawberries.

❖ You'll find recipes in every box. For more ChillOver recipes, buy our "8th Issue, Farm Kitchen" at www.maryjanesfarm.org/backissues.asp.



Looks like gelatin. Tastes like gelatin. But it isn't. It's better!

My innovative ChillOver® Powder is for all the people who grew up loving gelatin desserts but gave up on them, knowing their animal origin. It sets up in half the time gelatin does. It seals in flavors more quickly. And it doesn't melt at room temperature. Once you try it, you'll never go back!

To buy, scan here with your smartphone.



To order,
call 888-750-6004
or go to
www.maryjanesfarm.org



New breakthrough formula • Creamy, authentic flavor & texture
Heart healthy • Food allergy safe

Announcing!



Available in
Fiesta Blend, Mozzarella and Cheddar.



Follow Your Heart®
Vegan Gourmet® Shreds
taste and melt just like
dairy cheese.



**Use Vegan Gourmet® Shreds
any time a shredded cheese is needed!**

Follow Your Heart® Vegan Gourmet®
Shreds are available now at
www.FollowYourHeart.com
and will be available beginning in June
at retailers nationwide.



MaryJanesFarm Marketplace



DO YOU HAVE A PRODUCT OR SERVICE YOU WOULD LIKE TO PROMOTE? PLACE A CLASSIFIED AD HERE AND SELL TO FARMGIRLS NATIONWIDE!

Call Brian 1-888-750-6004 OR EMAIL

advertising@maryjanesfarm.org

At Orchard Farm all of our products are made from scratch



with fair trade, organic oils, and homegrown botanicals.
Visit: www.orchardfarmsoap.etsy.com

American Garden Tools

www.AmericanGardenTools.com 800-294-1951.
Incredibly durable and exclusively American-Made Garden tools and accessories. The best American-Made gifts to give yourself and others.

Project F.A.R.M.

Buying something made by hand from someone you "know" is our concept of how the world should be. Become one of our Project F.A.R.M. sellers and become part of a powerful rural movement.
iris@maryjanesfarm.org

Fertilizer

NEPTUNE'S HARVEST ORGANIC FERTILIZERS: Extremely effective. Commercially proven. Outperform chemicals. Wholesale/retail/farm. Catalog. 800-259-4769 www.neptunesharvest.com

Health Aids

WHO'S SLEEPING WITH YOU TONIGHT?

Nontoxic Kleen Green stops bedbugs, scabies, lice, and mites fast! Safe for children and pets.

Fast, confidential shipping. 800-807-9350

www.kleengreen.com

Health & Beauty

FREE ESSENTIAL OIL GUIDE & NATURAL PRODUCTS CATALOG. 170 pure essential oils. Large selection of blends, liniments, creams, rubs, cosmetics, diffusers, and supplies. 800-308-6284.
www.AromaTherapeutix.com/mj

Juice Beauty

Clinically validated and authentically organic. This USDA certified skincare line includes skin, hair, and makeup choices suited for all types. Why organic? Because our customers expect all the great benefits of of efficacious beauty products without harmful chemicals.

Interest to all

J.R. WATKINS ALL NATURAL PRODUCTS.

Shop & Buy with us - Phone, Email, or Website.
Or start your own WATKINS from Home Business.
Barb Birch - WATKINS No. 080207
Call 800-215-2743. barbbirch@mchsi.com
or visit. www.watkinsonline.com/birch

Music Instruments

ACCORDIONS, CONCERTINAS, Button Boxes, Rolands. Buy, sell, trade, repair, tune. Catalogs, \$5. Castiglione, PO Box 40, Warren MI 48090.
586-755-6050. www.castiglioneaccordions.com

Organic Beehives

QUALITY TOP BAR Bee Hives for easy backyard beekeeping. Raise Bees, process your honey the natural, organic way. 270-703-5877.
www.organicbeehives.com

Wanted to Buy

LOOKING FOR VINTAGE SHASTA: I live in New York and am very eager to buy a vintage Shasta trailer. Renovated or partially renovated/decorated would be fine. Willing to pay for shipping! Please get in touch at your earliest convenience. lainesiklos@aol.com

YOUR AD HERE

Call Brian
1-888-750-6004

CONCERNED ABOUT GMOS?



If you'd rather not eat products containing genetically modified organisms (GMOs), you're not alone. The Non-GMO Project's non-profit third party verification program empowers you to have an informed choice. Non-GMO Project Verified products have met rigorous, transparent standards for GMO avoidance, including testing of all GMO risk ingredients.



For more information, including a complete listing of thousands of participating products, please see www.nongmoproject.org

The advertisement for The Quilting Solution features a red background with white and blue text. It says "the Quilting Solution Celebrating 10 Years of building affordable Longarm Quilting Machines". It lists two models: "Homesteader 22" Machine" and "SideSaddle Computer Controller". The website www.thequiltingsolution.com and phone number 864-275-7079 are provided. It also says "MADE in the USA".

Composting Worms

RED WORMS(Eisenia Fetida) perfect for composting. \$26.00 per pound, five pound limit per order. Free Shipping. Greenway Farms of Georgia, 1100 Beasley Rd., Roberta, GA 31078.
www.greenwayfarmsofga.com

Earth Worms

www.GreenGregsWormFarm.com Bedrun Redworms - 5,000/\$42, 10,000/\$65, 20,000/\$118, 50,000/\$280. Postpaid. Fishing, Composting, Gardening. Greg Allison, 112 Stilwell Drive, Toney, AL 35773. Free "How To Guides" included. 256-859-5538

European Garden Tools

The Marugg Company European-style scythes, snaths, and sickles. Free catalog. P.O. Box 1418, Tracy City, TN 37387. www.themaruggcompany.com

Magazines, Books & More



Our June/July issue (Midnight Hour) hit newsstands on May 14. In it, you'll find recipes for muffin-tin meals, bite-size party food, DIY feta, and kale chips; meet a rebel quilter and a 12-year-old that's giving back; learn how to make a wading-pool garden and a backyard greenhouse; paint an upholstered chair and make faux-silk flowers; and more.

[Click here to subscribe to *MaryJanésFarm* magazine.](#)

Our June/July issue hit newsstands on May 14. If you're a subscriber, you should have received yours by now. (Those of you near postal hubs get faster delivery; rural delivery takes a little longer.) If you haven't received your magazine, you can call our publisher's subscription department at 800-476-4611 to check on your delivery.

MaryJanésFarm Calendar

Our **2013 calendar** is still available. Each month's top page features a full-color image from our farm and each calendar page includes dates, holidays, inspirational sayings, lunar phases, and fabulous farmgirl culture. This is a Project F.A.R.M. (First-class American Rural Made) product. All 26 pages are printed here at the farm on 8 1/2" x 11" card stock and are bound with black spiral wire, unfolding to 11" x 17".

Current Holidays:

- June 1 ~ International Glamping Weekend
- June 5 ~ World Environment Day
- June 8 ~ World Oceans Day
- June 9 ~ Race Unity Day
- June 10 ~ Iced Tea Day
- June 11 ~ Corn on the Cob Day
- June 14 ~ Family History Day, Flag Day
- June 15 ~ Worldwide Day of Giving
- June 16 ~ Fathers' Day
- June 18 ~ International Picnic Day
- June 21 ~ Summer Solstice: First Day of Summer
- June 23 ~ Log Cabin Day

Magazine "Goodies" on the MJF Website

"For those who are looking for the magazine portion of the website, here is the place to find additional patterns, instructions, recipes and such! Yum!" – Alee, Farmgirl Sister #8
To find the goodies, [click here!](#)



**5,205 Sisterhood members and
7,043 Merit Badges earned —
growing stronger every day!**